

Symbologies setting

- Enable



* UPC-A on



* UPC-E on



* EAN13 on



* EAN8 on



* Code39 on



* Codabar on



* Code93 on



* Code128 on



Interleaved 2of 5 on



Industrial 2 of 5 on



Matrix 2 of 5 on



MSI/Plessey on



Code32 on



Code11 on



Telepen on



GS1 DataBar Omnidirectional on



GS1 DataBar Limited on



GS1 DataBar Expanded on

- Disable



UPC-A off



UPC-E off



EAN13 off



EAN8 off



Code39 off



Codabar off



Code93 off



Code128 off



* Interleaved 2of 5 off



* Industrial 2 of 5 off



* Matrix 2 of 5 off



* MSI/Plessey off



* Code32 off



* Code11 off



* Telepen off



*GS1 DataBar Omnidirectional off



*GS1 DataBar Limited off



*GS1 DataBar Expanded off

Factory standard default settings

Items	Default setting
Interface	HID USB
Language (Keyboard)	English
Reading mode	Good read off
Terminator	CR
RS232 baud rate	9600
Data bits	8 bits
Stop bits	1 stop bit
Parity	None
Code ID	Off
Accuracy	Read 1 time
Emulate external keyboard	Disable
Enable 1D symbologies	UPC-A , UPC-E EAN13, EAN8 Code39, Code93 Code128, Codabar

Check version



BARCODE SCANNER

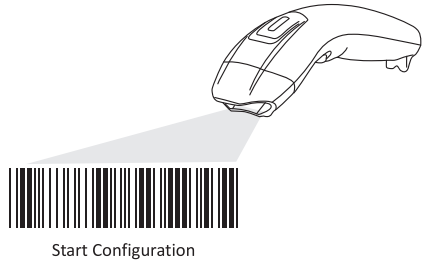
Quick Start Guide



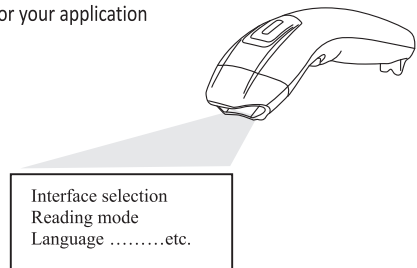
Version: 3.2

How Do You Program Your Scanner?

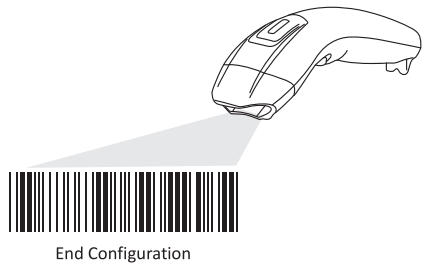
1. Scan Start Configuration



2. Scan all necessary labels to configure the scanner for your application



3. Scan End Configuration to save the changes.



Resetting The Standard Product Defaults

If you aren't sure what programming options are in your scanner, or you've changed some options and want the factory settings restored, scan the bar code below.



Interface Selection

The scanner is designed to switch easily from interfaces. Remember to reset the interface before changing to PS/2 or RS232 or USB cable.



Emulate External Keyboard

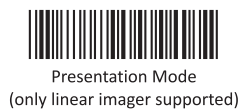
Scan the barcode below if you do not have an external keyboard. After scanning the Emulate External Keyboard bar code, you must power cycle your computer.



Language For Keyboard Interface



Scanning Mode Selection



Terminator selection- Keyboard & USB



RS-232 communication setting

- Baud Rate



- Data bit



- Stop bit



- Parity

