


HM8C



- HM8C load cells are available in the capacities 0.5t~5t.
- Alloy steel, hermetically welded, oil-proof, waterproof and anti-corrosion, suitable for all kinds of environments.
- Single shear beam, easy for installation, suitable for electronic platform scales, hopper scale and other electronic weighing devices.
- Safe and anti-explosive product, can be used in atrocious environment and hazardous areas.

Features

- Capacity: 0.5t~5t
- High accuracy
- Alloy steel construction
- Low profile

Accessories

- HJ-8-201 • HJ-8-216 • HJ-8-203 • HY-8-102
- HJ-8-204 • HY-8-103 • HJ-8-208 • HY-8-105
- HJ-8-213 • HD-8-301 • HJ-8-214 • HM-8-402
- HJ-8-215

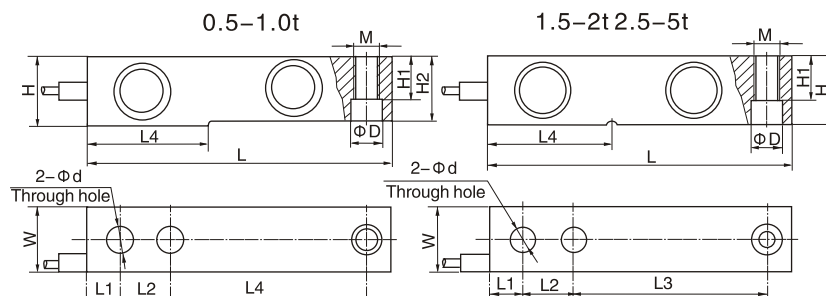


Specifications

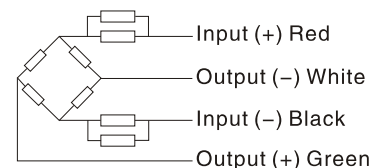
Capacity	t	0.5/1/1.5/2/2.5/3/5				
		C1	C2	C3	A5M	B10M
Accuracy						
Maximum number of verification intervals	n _{max}	1000	2000	3000	5000	10000
Minimum load cell verification interval	v _{min}	E _{max} /3000	E _{max} /5000	E _{max} /10000	E _{max} /15000	E _{max} /10000
Combined error	(%FS)	≤ ±0.050	≤ ±0.030	≤ ±0.020	≤ ±0.026	≤ ±0.050
Creep	(%FS/30min)	≤ ±0.038	≤ ±0.024	≤ ±0.016	≤ ±0.017	≤ ±0.040
Temperature effect on sensitivity	(%FS/10°C)	≤ ±0.028	≤ ±0.017	≤ ±0.011	≤ ±0.013	≤ ±0.040
Temperature effect on zero	(%FS/10°C)	≤ ±0.047	≤ ±0.023	≤ ±0.015	≤ ±0.014	≤ ±0.020
Output sensitivity	(mv/v)	2.0 ± 0.004				
Input resistance	(Ω)	350 ± 3.5				
Output resistance	(Ω)	351 ± 2.0				
Insulation resistance	(MΩ)	≥ 5000 (50VDC)				
Zero balance	(%FS)	1.5				
Temperature, compensated	(°C)	-10 ~ +40				
Temperature, operating	(°C)	-35 ~ +65				
Excitation, recommended	(V)	5 ~ 12 (DC)				
Excitation, max	(V)	18 (DC)				
Safe overload	(%FS)	150				
Ultimate overload	(%FS)	300				

Note: output sensitivity of S1 type is 2.0 ± 0.002

Outline Dimension mm (inch)



Dimension Capacity (t)	L	L1	L2	L3	L4	H	H1	H2	W	D	d	M
0.5	130 (5.12)	15.8 (0.62)	25.4 (1.0)	76.2 (3.0)	53.7 (2.11)	31.8 (1.25)	15.8 (0.62)	26 (1.02)	31.8 (1.25)	13.5 (0.53)	13.5 (0.53)	M12
1.0	130 (5.12)	15.8 (0.62)	25.4 (1.0)	76.2 (3)	53.7 (2.11)	31.8 (1.25)	15.8 (0.62)	28 (1.1)	31.8 (1.25)	13.5 (0.53)	13.5 (0.53)	M12
1.5-2	130 (5.12)	15.8 (0.62)	25.4 (1.0)	76.2 (3)	54.2 (2.13)	31.8 (1.25)	15.8 (0.62)	34 (1.34)	31.8 (1.25)	13.5 (0.53)	13.5 (0.53)	M12
2.5	171.5 (6.75)	19.1 (0.75)	38.1 (1.5)	95.3 (3.75)	76.2 (3.0)	38.1 (1.5)	18.8 (0.74)	34 (1.34)	38.1 (1.5)	19.8 (0.78)	19.8 (0.78)	M18 × 1.5
3-5	171.5 (6.75)	19.1 (0.75)	38.1 (1.5)	95.3 (3.75)	77.2 (3.04)	38.1 (1.5)	18.8 (0.74)	34 (1.34)	38.1 (1.5)	19.8 (0.78)	19.8 (0.78)	M18 × 1.5



Wiring:

Adopt shielded, 4 conductor cable: φ5mm
Standard cable length: 4m(0.5t ~ 2t),
6m(2.5t ~ 10t)